

G411 Standard Wire Rope Thimble

- Recommended for Light duty service.
- Hot-dipped galvanized or zinc plated as requirement.
- G411 meets the requirements of Federal Specification FF-T-276b.

Size (in)	Dimension (in)			Weight (kg/pc)
	A	B	C	
1/8	1.31	0.69	0.16	0.013
3/16	1.31	0.69	0.22	0.013
1/4	1.31	0.69	0.28	0.013
5/16	1.5	0.81	0.34	0.018
3/8	1.63	0.94	0.41	0.029
1/2	1.88	1.13	0.53	0.057
5/8	2.25	1.38	0.66	0.113
3/4	2.5	1.63	0.78	0.227
7/8	3.5	1.88	0.94	0.385
1	4.25	2.5	1.06	0.453
1-1/8-1-1/4	4.5	2.75	1.31	0.793
1-3/8	7.54	3.54	1.42	1.266
1-1/2	8.11	4.13	1.56	1.42
1-5/8	9.06	4.33	1.69	1.726
1-3/4	9.59	4.33	1.81	2.216
1-7/8	10.4	4.5	2.05	2.333
2	10.63	4.5	2.09	2.8
2-1/2	11.63	5.98	2.52	4



G414 Extra Heavy-duty Wire Rope Thimble

- Recommended for Light duty service.
- Hot-dipped galvanized or zinc plated as requirement.
- G414 meets the requirements of Federal Specification FF-T-276b.

Size (in)	Dimension (in)			Weight (kg/pc)
	A	B	C	
1/4	1.36	0.88	0.28	0.03
5/16	1.88	1.06	0.34	0.051
3/8	2.13	1.13	0.41	0.113
1/2	2.38	1.25	0.47	0.136
9/16	2.75	1.5	0.53	0.231
5/8	2.75	1.5	0.59	0.236
3/4	3.25	1.75	0.66	0.34
7/8	3.75	2	0.78	0.667
1	4.25	2.25	0.94	0.794
1-1/8-1-1/4	4.5	2.5	1.06	1.247
1-1/4-1-3/8	5.13	2.88	1.31	1.637
1-3/8-1-1/2	6.25	3.5	1.44	3.71
1-5/8	6.5	3.5	1.56	5.33
1-3/4	8	4	1.72	7.71
1-7/8-2	9	4.5	1.84	8.05
2-1/4	12	6	2.09	11.34
2-3/8	14	7	2.38	17.92
2-1/2	14.88	7	2.52	22.15
2-3/4	15.7	7.4	2.62	28.5
2-7/8	16.46	7.4	2.9	30.12
3	17.45	7.72	2.99	36
3-1/2	18.31	7.72	3.15	38.5
	19.88	9.45	3.74	44



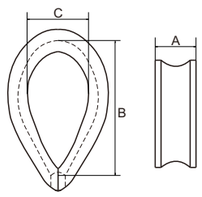

DIN6899A Type Wire Rope Thimble

Size (mm)	Dimension (mm)			Weight (kg/pc)
	A	B	C	
2.5	3	21.5	10	0.0014
3	3.5	23.5	11	0.0035
3.5	4	26.5	12	0.0038
4	5	28.5	13	0.0042
5	6	30	14	0.0080
6	7	33	15	0.0081
7	8	35	16	0.011
8	9	39	18	0.017
9	10	43	20	0.021
10	11	47.5	22	0.035
11	12	51.5	24	0.037
12	13	56.5	26	0.053
13	14	61	28	0.073
15	16	69.5	32	0.083
16	18	78	35	0.179
18	20	86.5	40	0.27
20	22	95	44	0.36
24/26	26	90	48	0.52



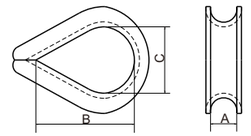

DIN6899B Type Wire Rope Thimble

Size (mm)	Dimension (mm)			Weight (kg/pc)
	A	B	C	
2.5	3	19	12	
3.5	4	21	13	0.005
4	5	23	14	0.008
5	6	25	16	0.01
6	7	28	18	0.016
7	8	32	20	0.019
9	10	38	24	0.03
11	12	45	28	0.047
13	13	48	30	0.068
14	14	51	32	0.08
15	16	58	36	0.1
16	17	61	38	0.145
17	18	64	40	0.18
18	20	72	45	0.2
20	22	80	50	0.29
22	24	90	56	0.32
24	26	99	62	0.47
26	28	112	70	0.59
28	30	120	75	0.8
30	32	128	80	1.1
32	34	152	92	0.23
34	36	160	100	1.56
36	38	176	110	1.76
38	40	184	115	1.92
40	42	192	120	2.92
				3.2



European Type Wire Rope Thimble

Size (mm)	Dimension (mm)					Weight (kg/pc)
	A	B	C	D	E	
4	25	20	11	7	4	0.01
5	31	24	15	8	5	0.012
6	37	29	18	10	6	0.017
7	44	34	22	11	7	0.026
8	51	38	24	12	8	0.031
10	64	46	30	14	10	0.068
12	76	57	38	18	12	0.093
14	82	60	40	20	14	0.12
16	89	64	42	22	16	0.139
18	102	69	45	26	18	0.22
20	115	79	51	28	20	0.291
22	127	89	54	30	22	0.399
24	140	102	64	34	24	0.484
26	152	105	64	34	26	0.662
28	165	115	73	38	28	0.736
30	178	121	79	44	30	1.01
32	203	133	93	46	32	1.245



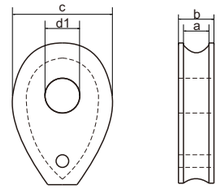

DIN3091 Type Wire Rope Thimble

Size (mm)	Dimension (mm)				Weight (kg/pc)
	a	b	c	d1	
8	9	15	40	14	0.122
10	11	17.5	50	18	0.23
12	13	20	60	21	0.365
14	16	23.5	70	25	0.625
16	18	26	80	28	0.792
18	20	28.5	90	31	1.042
20	22	31	100	35	1.51
22	24	33.5	110	38	2.144
24	26	36	120	41	2.95
26	29	39.5	130	44	3.491
28	31	42	140	47	4.093
32	35	47	160	53	5.808
36	40	53	180	59	9
40	44	58	200	65	12.74





BS-464 British Standard Wire Rope Thimble

Size (in)	Dimension (in)									Weight (kg/pc)
	G	A	B	Cmin	D	E	Kmin	Fmin	Q	
5/16	5/32	7/8	1-1/2	½	15/16	2-1/8	5/32	5/16	1-3/16	0.076
3/8	1/4	1	1-7/8	9/16	1-1/2	2-1/2	3/16	13/32	1-3/8	0.09
7/16	5/16	1-1/8	2-1/8	1-1/16	1-1/2	2-7/8	3/16	1/2	1-1/2	0.12
1/2	5/16	1-1/4	2-5/16	1-3/16	1-3/4	3-1/8	7/32	9/16	1-11/16	0.189
9/16	5/16	1-1/4	2-5/16	1-3/16	1-3/4	3-1/8	7/32	9/16	1-11/16	0.189
5/8	11/32	1-5/8	2-15/16	7/8	2-5/16	3-7/8	5/16	5/8	2-1/4	0.34
11/16	3/8	1-3/4	3-1/8	1-1/8	2-5/8	4-1/4	5/16	3/4	2-3/8	0.34
3/4	7/16	2	3-5/8	1-1/8	2-7/8	4-7/8	3/8	13/16	2-3/4	0.575
7/8	1/2	2-1/4	4	1-1/4	3-1/4	4-7/8	3/8	7/8	3	0.756
15/16	1/2	2-1/2	5-11/16	1-5/16	3-5/8	5-3/4	13/32	1	3-5/16	1.25
1	9/16	2-3/4	5-11/16	1-3/8	4-1/4	6-3/8	13/32	1-1/16	3-9/16	1.25
1-1/8	5/8	3	5-1/4	1-1/2	4-3/8	7	1/2	1-1/8	4	1.51
1-1/4	5/8	3-3/4	6	1-5/8	5-1/4	7-3/4	1/2	1-5/16	4-3/4	2.04
1-3/8	3/4	4-1/8	6-7/8	1-7/8	6	9	5/8	1-1/2	5-3/8	2.4
1-1/2	15/16	4-1/2	7-3/4	2-1/8	6-1/2	10	11/16	1-5/8	5-7/8	3.5
1-5/8	15/16	4-1/2	7-3/4	2-3/16	6-1/2	10	11/16	1-11/16	5-7/8	4
1-3/4	1	5	9	2-1/4	7	11-1/4	1	2	7	6
1-7/8	1-1/8	5-1/4	9-3/4	2-5/8	7-1/2	12-1/2	1-1/8	2-3/8	7-1/2	8
2	1-3/16	5-1/2	10-1/8	2-3/4	8	13	1-1/8	2-1/4	7-3/4	8.3
2-1/8	1-3/16	5-1/2	10-1/8	2-3/4	8	13	1-1/8	2-1/2	7-3/4	-
2-1/4	1-1/4	5-3/4	10-5/8	3	8-1/2	14	1-3/16	2-5/8	8-1/4	13



Simplex Wire Rope Clips

Size (mm)	Dimension (mm)		N.W. (kg/pc)
	L	D	
2	18.5	4	0.005
3	20	4	0.007
4	21.5	5	0.012
5	26	6	0.019
6	30	6	0.027
8	36	8	0.050
10	42	10	0.073

Duplex Wire Rope Clips

Size (mm)	Dimension (mm)		N.W. (kg/pc)
	L	D	
2	37	4	0.009
3	40	4	0.013
4	43	5	0.023
5	52	6	0.038
6	60	6	0.054
8	72	8	0.102
10	84	10	0.145

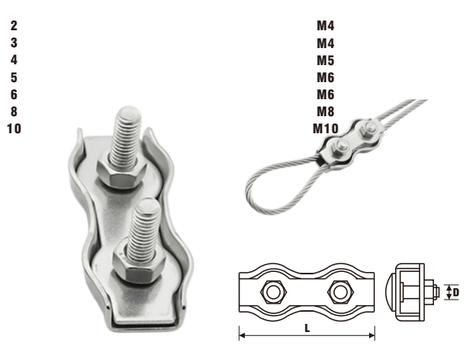

2	M4
3	M4
4	M5
5	M6
6	M6
8	M8
10	M10



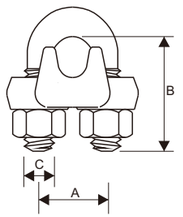

Drop-forged U.S. Type Wire Rope Clips (G450)

- Hot-dipped galvanized or zinc plated as requirement.
- FF-C-405 TYPE 1 CLASS1.

Size (in)	Dimension (in)			Weight (kg/pc)
	A	B	C	
1/8	0.47	0.72	0.22	0.03
3/16	0.59	0.97	0.25	0.05
1/4	0.75	1.03	0.31	0.09
5/16	0.88	1.38	0.38	0.14
3/8	1	1.5	0.44	0.21
7/16	1.19	1.88	0.5	0.34
1/2	1.19	1.88	0.5	0.36
9/16	1.31	2.25	0.56	0.47
5/8	1.31	2.38	0.56	0.48
3/4	1.5	2.75	0.62	0.68
7/8	1.75	3.12	0.75	0.96
1	1.88	3.5	0.75	1.18
1-1/8	2	3.88	0.75	1.32
1-1/4	2.31	4.25	0.88	1.96
1-3/8	2.38	4.63	0.88	2.09
1-1/2	2.59	4.94	0.88	2.45
1-5/8	2.75	5.31	1	3.18
1-3/4	3.06	5.75	1.13	4.20
2	3.38	6.44	1.25	5.90
2-1/4	3.88	7.13	1.25	7.26
2-1/2	4.13	7.69	1.25	8.62
2-3/4	4.38	8.31	1.25	10.43
3	4.75	9.19	1.50	14.06
3-1/2	5.50	10.75	1.50	18.15



JIS Type Drop Forged Wire Rope Clips (JIS-2809/1966)

Size (mm)	Dimension (mm)								Weight (kg/pc)
	B	C	E	G1	M	H	L	S	
6	6	29	24	14	6	5	35	20	0.047
8	6	36	31	18	8	6.5	40	20	0.080
10	7	45	35	22	10	8	50	28	0.150
12	8	51	39	26	12	10	60	35	0.250
14	9	53	45	28	14	10	65	40	0.290
16	10	60	48	32	14	11	75	45	0.350
18	11	62	53	34	18	11	80	50	0.450
20-22	12	78	62	44	20	15	100	60	0.960
24-25	13	86	68	48	22	16	110	65	1.250
26-28	14	94	75	54	22	18	120	70	1.700
30-32	15	98	79	58	27	18	130	75	1.900
33-38	16	120	93	70	30	22	150	85	3.400

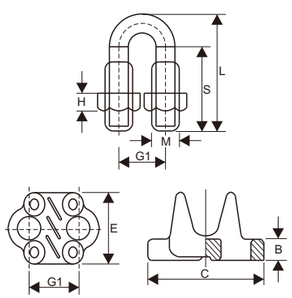

Drop-forged Italian Ty

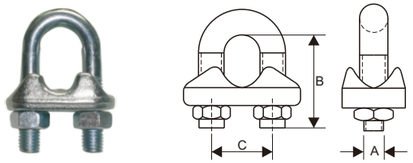

Size (mm)	Dimension (mm)			N.W. (kg/pc)
	A	B	C	
4	4	20	9	0.01
5	5	20	11	0.03
6	6	28	15	0.05
8	6	30	16	0.05
10	8	36	19	0.05
11	8	36	21	0.13
12	10	41	24	0.18
14	10	45	26	0.19
16	10	56	30	0.27
18	12	59	33	0.29
20	12	63	34	0.32
22	12	69	37	0.32
24	12	77	40	0.36
28	14	87	44	0.63
32	16	95	50	0.85
38	16	110	56	1.08

A Type Malleable Wire Rope Clips

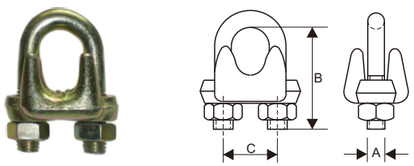

Size (mm)	Dimension (mm)			N.W. (kg/pc)
	A	B	C	
6	5	24	12	0.03
8	6	30	15	0.05
10	8	37	19	0.09
12	10	47	24	0.18
15	12	56	29	0.28
20	14	70	36	0.47
22	16	77	40	0.62
25	18	85	43	0.85
28	20	95	48	1.20
32	22	108	55	1.57
40	24	120	64	2.61
45	27	137	72	3.63
50	30	154	80	4.80

B Type Malleable Wire Rope Clips

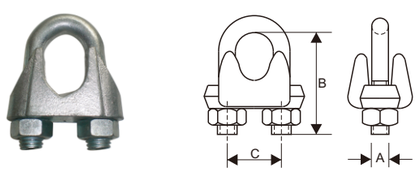

Size (in)	Dimension (mm)			N.W. (kg/pc)
	A	B	C	
1/8	4	20	9	0.01
3/16	5	26	11	0.02
1/4	6	26	12	0.03
5/16	8	31	15	0.04
3/8	8	37	21	0.08
1/2	10	46	25	0.14
5/8	12	57	30	0.23
11/16	12	64	33	0.27
3/4	16	71	36	0.44
7/8	16	77	40	0.57
1	20	88	45	0.88

DIN741 Malleable Wire Rope Clips

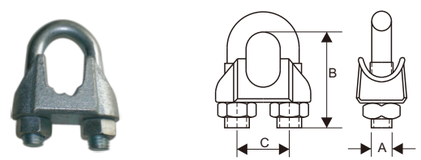

Size (mm)	Dimension (mm)			N.W. (kg/pc)
	A	B	C	
3	4	16	9	0.01
5	5	19	11	0.02
6.5	5	23	13	0.02
8	6	28	16	0.04
10	8	35	19	0.07
11	8	37	20	0.07
13	10	46	24	0.13
14	10	48	25	0.14
16	12	52	29	0.21
19	12	64	32	0.28
22	14	72	37	0.40
26	14	82	41	0.44
30	16	95	48	0.66
34	16	105	52	0.85
40	16	125	58	1.04
45	18	147	63	1.35
50	20	152	72	1.40

U.S. Type Malleable Wire Rope Clips

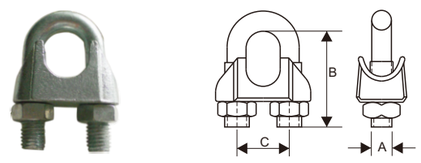

Size (in)	Dimension (mm)			N.W. (kg/pc)
	A	B	C	
1/8	5	20	11	0.02
3/16	6	24	14	0.03
1/4	8	31	17	0.05
5/16	8	34	18	0.06
3/8	10	41	22	0.10
1/2	12	53	27	0.11
5/8	14	59	33	0.25
3/4	14	68	34	0.37
7/8	16	78	41	0.53
1	16	87	45	0.68

DIN1142 Malleable Wire Rope Clips

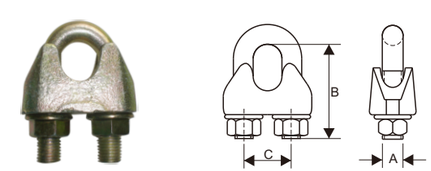

Size (mm)	Dimension (mm)			N.W. (kg/pc)
	A	B	C	
5	5	20	12	0.02
6.5	6	26	14	0.04
8	8	33	18	0.08
10	8	38	20	0.09
13	12	52	27	0.28
16	14	64	32	0.43
19	14	69	36	0.49
22	16	80	40	0.68
26	20	91	46	1.17
30	20	107	54	1.40
34	22	119	60	2.13
40	24	135	68	2.68

Korean Type Turnbuckles (malleable iron)

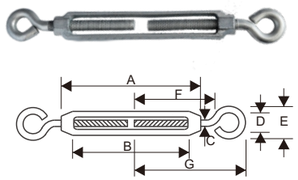

Size (in)	Dimension (mm)							Weight (kg/pc)
	A	B	C	D	E	F	G	
5/16	90	70	8	11	22	65	95	0.145
3/8	160	130	9	17	30	85	130	0.345
1/2	190	155	10	20	30	95	150	0.560
5/8	250	200	15	25	45	130	190	1.12
5/8(L)	350	300	15	30	45	180	240	1.54
3/4	250	200	20	35	45	140	210	1.67
3/4(L)	300	245	20	40	55	170	240	2.05

Commercial Type Turnbuckles (malleable Iron)

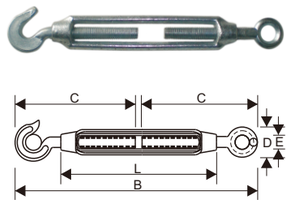

Size (mm)	W.L.L.(kg)	Dimension (mm)					Weight (kg/pc)
		B	C	D	E	L	
6	100	145	215	12	10	100	0.047
8	200	185	280	14	12	125	0.09
10	300	210	325	16	14	150	0.135
12	500	275	430	19	18	200	0.32
16	1000	345	540	23	24	250	0.62
20	1500	435	670	28	26	300	1.1
22	2200	480	740	34	32	325	1.65
24	3000	555	830	36	36	350	2.13

Closed Body Turnbuckle (RIGGING SCREW)

- The following types are available: Jaw/Jaw, Eye/Eye,Jaw/Eye
- Options: locknuts
- Finish: self-coloured or galvanized

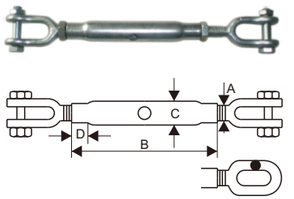

Size (mm)	W.L.L.(t)	Min. Len(mm)	Max. Len(mm)	Dimension (mm)				Weight (kg/pc)		
				A	B	C	D	E/E	E/J	J/J
6	0.2	170	252	6	102	12	15	0.10	0.11	0.18
8	0.3	185	270	8	110	16	19	0.20	0.23	0.26
10	0.5	240	355	10	152	21	25	0.25	0.30	0.38
12	0.7	280	420	12	175	25	30	0.70	0.80	0.90
16	1.2	352	542	16	229	27	41	1.20	1.40	1.60
20	1.5	370	555	20	229	32	51	1.80	2.00	2.20
22	2.2	450	690	22	305	34	51	2.80	3.20	3.50
24	3.2	480	735	24	325	42	56	3.60	4.00	4.40
27	3.8	540	810	27	356	45	57	4.20	4.50	5.40
33	5.0	585	890	33	381	48	65	6.20	7.00	8.00
36	6.0	605	910	36	381	60	65	7.80	8.00	9.50
39	7.0	654	955	39	406	60	74	10.0	11.4	13.0
45	8.5	720	1010	45	407	60	90	15.0	16.5	18.0
50	10	735	1040	50	407	76	100	18.0	21.0	24.0

Turnbuckles JIS Frame Type With Eye And Hook

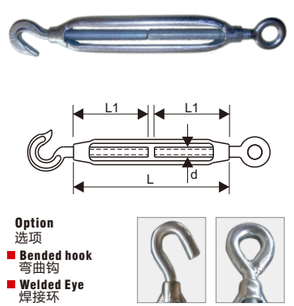

Option
选项
- Bended hook
  弯曲钩
- Welded Eye
  焊接环

Thread (mm)	Body Length(mm) L	Screw Length(mm) L1	d(mm)	Test Load(t)	Weight (kg/pc)
6	100	48	6	1.0	0.116
8	125	58	8	1.2	0.220
10	150	70	10	1.5	0.295
12	200	95	12	2.0	0.600
16	250	120	16	3.0	1.070
20	300	140	20	4.0	1.790
22	330	165	22	5.0	2.550
24	350	190	24	6.0	3.800

Turnbuckles, Pipe Body Type DIN1478

- The following types are available: Jaw/Jaw, Eye/Eye,Jaw/Eye
- Finish: galvanized

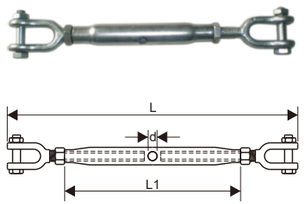

Size	d(mm)	Body Length L1(mm)	Adjustable length (mm)	Total Length screwed in(mm)	Weight (kg/pc)
M6	6	110	90	172	0.116
M8	8	110	85	182	0.19
M10	8	125	95	213	0.31
M12	10	125	90	238	0.42
M16	10	170	120	320	0.89
M20	12	200	140	367	1.58
M24	12	255	180	447	2.92
M30	16	255	160	512	4.30
M36	16	295	180	568	6.05
M42	20	330	200	683	11.6
M48	20	355	210	755	16.0

Rigging Screw (JIS F3403)



Size (mm)	Wire Rope Dia. (mm)	S.W.L (kN)
14	14	20.6
16	16	25.5
18	18	32.4
22	20-22.4	50.0
24	24	57.9
25	25	67.7
30	28-30	90.2
32	32	103.0
34	34	112.8
36	36	127.5
38	38	142.2
40	40	161.8
42	42.5	181.4
45	45	206
48	47.5	226
50	50	250.1

Turnbuckles, DIN1480

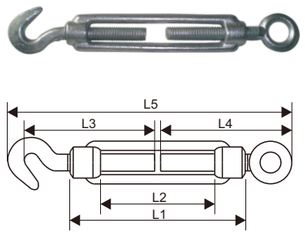

Size (mm)	Dimension (mm)					Weight (kg/pc)
	L1	L2	L3	L4	L5	
M6	110	80	85	80	172	0.095
M8	110	75	85	84	182	0.165
M10	125	85	112	105	213	0.029
M12	125	80	117	115	238	0.043
M14	140	90	122	122	263	0.062
M16	170	110	138	165	320	0.092
M20	200	130	170	167	367	1.63
M22	220	145	185	167	398	2.20
M24	255	170	205	205	447	3.00
M30	255	160	225	255	512	4.60
M36	295	180	255	276	568	7.68
M42	330	200	340	260	683	12.9
M48	355	195	360	300	755	21.0

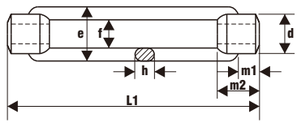

Size (mm)	Adjustable (mm)	Dimension (mm)							Weight (kg/pc)
		L1	d	e	f	h	m1	m2	
M6	80	110	12	19	9	6	12	6	0.055
M8	75	110	15	23	11	8	15	8	0.095
M10	85	125	18	30	14	9	18	9	0.155
M12	80	125	21	34	16	11	21	11	0.205
M14	90	140	25	38	18	10	24	9	0.310
M16	110	170	27	42	20	14	27	14	0.420
M20	130	200	34	52	24	17	34	17	0.740
M22	145	220	36	57	26	16	37	15	0.950
M24	170	255	39	60	28	20	39	20	1.30
M30	160	255	45	74	34	23	45	23	1.80
M36	180	295	55	86	40	28	55	28	3.10
M42	200	330	63	104	50	32	63	32	5.56
M48	195	355	80	135	65	40	78	39	9.75
M56	195	355	80	135	65	40	78	39	9.00



Turnbuckles U.S. Federal Specification (FF-T-791B, TYPE1, FORM1)

- *Turnbuckle assembly combinations include: Eye and Eye, Hook and Hook, Hook and Eye, Jaw and Jaw & Jaw and Eye.*
- *End fittings are Quenched and Tempered or Normalized, bodies heat treated by normalizing.*
- *Hot Dip galvanized.*
- *Lock Nuts available for all sizes.*


Eye & Eye
环+环


Hook & Hook
钩+钩


Jaw & Jaw
叉+叉


Eye & Hook
环+钩


Eye & Jaw
环+叉


Stud End
直杆


Body Only
花兰体


with Luck Nut
防松螺母

Size(dia.x take-up)	Average overall length with ends in closed position	Approx.unit weight(lbs)					W.L.L.(lbs)	
		eyes and/or hooks	jaw&eye	jaw&jaw	stub end	body only	hook&hook/hook&eye	E/E,J/E,J/J, stub end
1/4"X4"	8-1/4"	0.30	0.30	0.40	0.29	0.17	400	500
5/16"X4-1/2"	9-9/16"	0.50	0.35	0.58	0.46	0.25	700	800
3/8" X 6"	11-7/8"	0.75	0.82	0.93	0.75	0.3	1000	1200
1/2" X 6"	13-5/16"	1.50	1.62	1.68	1.36	0.55	1500	2200
1/2" X 9"	16-5/16"	1.75	1.82	1.85	1.69	0.74	1500	2200
1/2" x 12"	19-5/16"	2.18	2.19	2.20	2	0.93	1500	2200
5/8" X 6"	15-1/2"	2.63	2.59	2.82	2.15	0.91	2250	3500
5/8" X 9"	18-1/2"	3	3.01	3.25	2.7	1.2	2250	3500
5/8" X 12"	21-1/2"	3.25	3.50	3.75	3.22	1.5	2250	3500
3/4" X6"	17"	3.75	4.25	4.68	3.25	1.3	3000	5200
3/4" X 9"	20"	4.5	5	5.38	4	1.7	3000	5200
3/4" X 12"	23"	5.75	5.75	6.12	4.65	2.12	3000	5200
3/4" X 18"	29"	7	7.25	7.25	6.12	2.93	3000	5200
7/8" X 6"	18"	--	--	--	4.75	2	4000	7200
7/8" X 12"	24-5/8"	8.38	8.88	9.36	6.67	3	4000	7200
7/8" X 18"	30-5/8"	10.25	10.6	11.44	8.75	4.12	4000	7200
1" X 6"	20-5/8"	--	--	--	6.41	2.5	5000	10000
1" X 12"	26-5/8"	11.25	12	12.88	8.9	3.86	5000	10000
1" X 18"	32-5/8"	14	14.75	16.1	11.7	5.5	5000	10000
1" X 24"	38-5/8"	17	17.75	18.6	14.3	7	5000	10000
1-1/4" X 6"	20"	--	--	--	10.4	4	6500	15200
1-1/4" x 12"	29-7/8"	19	21.2	23.6	14.2	5.93	6500	15200
1-1/4" x 18"	35-7/8"	24.1	26	26.6	18	8	6500	15200
1-1/4" x 24"	41-7/8"	25	28.7	31.2	21.8	10	6500	21400
1-1/2" x 6"	22-1/2"	--	--	--	15.4	5.8	7500	21400
1-1/2" x 12"	32-3/8"	27	31.1	35.5	20.5	8.4	7500	21400
1-1/2" x 18"	38-3/8"	31.2	36.4	40.7	26.2	11.5	7500	21400
1-1/2" x 24"	44-3/8"	38.2	44.2	47.6	31.4	14.1	7500	21400
1-3/4" x 6"	--	--	--	--	22.7	8.75	--	28000
1-3/4" x 18"	41-3/4"	45	48.8	52.4	--	--	--	28000
1-3/4" x 24"	47-3/4"	58	60	64	43.9	19.5	--	28000
2" x 6"	--	--	--	--	31.5	12.5	--	37000
2" x 24"	51-3/4"	90	102	115	60.3	27.5	--	37000
2-1/2" x 6"	--	--	--	--	60.8	27	--	60000
2-1/2" x 24"	58-1/2"	183	180	200	110	54	--	60000
2-3/4" x 24"	61-1/2"	180	214	248	--	54	--	75000

DIN580 Eye Screw



Size (mm)	W.L.L (t)	Dimension (mm)		N.W. (kg/pc)
		A	B	
M6	0.07	16	13	0.05
M8	0.14	20	15	0.06
M10	0.23	25	18	0.11
M12	0.34	30	22	0.18
M14	0.49	35	28	0.27
M16	0.7	35	28	0.28
M20	1.2	40	30	0.45
M22	1.5	45	35	0.67
M24	1.8	50	38	0.87
M27	2.5	50	38	0.88
M30	3.6	60	45	0.66
M33	4.3	60	45	1.72
M36	5.1	70	55	2.65
M39	5.1	70	55	2.8
M42	7	80	65	4.03
M45	8	80	65	4.25
M48	8.6	90	70	6.38
M52	9.9	90	70	6.6
M56	11.5	100	80	8.8
M64	16	110	90	12.4

DIN582 Ring Nut



Size (mm)	W.L.L (t)	Dimension (mm)		N.W. (kg/pc)
		A	B	
M6	0.07	20	8.5	0.05
M8	0.14	20	8.5	0.05
M10	0.23	25	10	0.09
M12	0.34	30	11	0.16
M14	0.49	35	13	0.24
M16	0.7	35	13	0.24
M20	1.2	40	16	0.36
M22	1.5	45	18	0.58
M24	1.8	50	20	0.72
M27	2.5	50	20	0.7
M30	3.6	60	25	1.32
M33	4.3	60	25	1.3
M36	5.1	70	30	2.08
M39	5.1	70	30	2.02
M42	7	80	35	3.11
M45	8	80	35	3.04
M48	8.6	90	40	5.02
M52	9.9	90	40	4.95
M56	11.5	100	45	6.69
M64	16	110	50	6.69

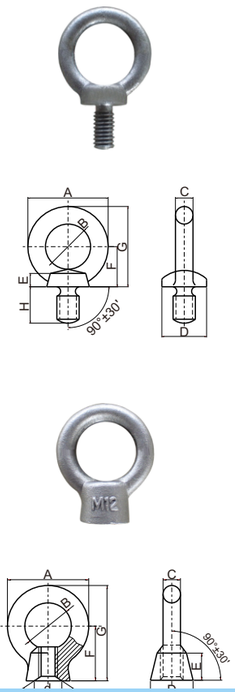

JISB1168 Eye Bolts

Size (mm)	W.L.L.(kgf/KN)	Dimension (mm)							
		A	B	C	D	E	F	G	H
M8	80/0.785	32.6	20	6.3	16	5	17	33.3	15
M10	150/1.47	41	25	8	20	7	21	41.5	18
M12	220/2.16	50	30	10	25	9	26	51	22
M16	450/4.41	60	35	12.5	30	11	30	60	27
M20	630/6.18	72	40	16	35	13	35	71	30
M24	950/9.32	90	50	20	45	18	45	90	38
M30	1500/14.7	110	60	25	60	22	55	110	45
M36	2300/22.6	133	70	31.5	70	26	65	131.5	55
M42	3400/33.3	151	80	35.5	80	30	75	150.5	65
M48	4500/44.1	170	90	40	90	35	85	170	70
M64	9000/88.3	210	110	50	110	42	105	210	90
M80	15000/147	266	140	63	130	50	130	263	105
M90	18000/177	302	160	71	150	55	150	301	120
M100	20000/196	340	180	80	170	60	165	335	130

JISB1169 Eye Nuts

Size (mm)	W.L.L.(kgf/KN)	Dimension (mm)						
		A	B	C	D	E	F	G
M8	80/0.785	32.6	20	6.3	16	12	23	39.3
M10	150/1.47	41	25	8	20	15	28	48.5
M12	220/2.16	50	30	10	25	19	36	61
M16	450/4.41	60	35	12.5	30	23	42	72
M20	630/6.18	72	40	16	35	28	50	86
M24	950/9.32	90	50	20	45	38	66	111
M30	1500/14.7	110	60	25	60	46	80	135
M36	2300/22.6	133	70	31.5	70	55	95	161.5
M42	3400/33.3	151	80	35.5	80	64	109	184.5
M48	4500/44.1	170	90	40	90	73	123	208
M64	9000/88.3	210	110	50	110	90	151	256
M80	15000/147	266	140	63	130	108	184	317

Collared Eye Blots BS4278

- B.S.W., U.N.C & U.N.F thread is available
- B.S.W., U.N.C & U.N.

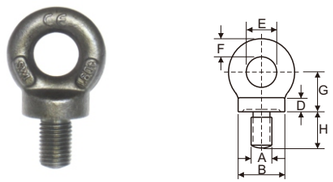

Size (mm)	W.L.L (t)	Dimension (mm)						
		A	B	D	E	F	G	H
M6	0.10	6	22	7	15	9	20	18
M8	0.15	8	22	7	15	9	20	18
M10	0.25	10	22	7	15	9	20	18
M12	0.40	12	22	7	15	9	20	18
M14	0.50	14	29	10	20	12	26	23
M16	0.80	16	29	10	20	12	26	23
M18	1.00	18	36	12	24	14	32	28
M20	1.60	20	40	14	27	16	36	32
M22	1.60	22	45	14	30	17	40	35
M24	2.50	24	52	17	35	21	46	40
M27	2.50	27	58	20	39	23	52	46
M30	4.00	30	65	22	44	26	58	51
M33	4.00	33	72	24	48	29	64	56
M36	6.30	36	81	27	54	32	72	63
M39	6.30	39	86	29	57	33	76	67
M42	8.00	42	101	34	68	40	90	79
M45	8.00	45	101	34	68	40	90	79
M48	10.00	48	101	34	68	40	90	79
M52	12.50	52	115	38	76	46	102	89
M56	16.00	56	128	43	86	51	114	100
M64	20.00	64	144	48	96	58	128	112

Long Shank Dynamo Eye Blots

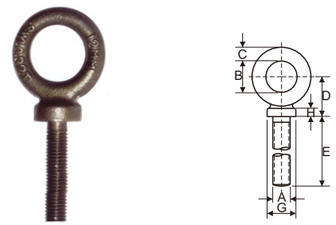

- B.S.W. THREAD

Size (in)	W.L.L (t)	Dimension (in)						
		A	B	C	D	E	G	H
5/16	0.15	5/16	7/8	3/8	1-1/16	4	3/4	1/4
3/8	0.25	3/8	7/8	3/8	3/8	4	3/4	1/4
1/2	0.50	1/2	1-1/16	7/16	7/16	4	1	5/16
5/8	0.80	5/8	1-1/4	1/2	1/2	4-1/2	1-1/8	3/8
3/4	1.20	3/4	1-9/16	11/16	11/16	5	1-7/16	7/16
1	2.20	1	2	13/16	13/16	5	1-5/8	1/2

- METRIC COARSE THREAD

Size (mm)	W.L.L (t)	Dimension (mm)						
		A	B	C	D	E	G	H
8	0.15	8	22	9.5	27	100	19	6
10	0.25	10	22	9.5	27	100	19	6
12	0.32	12	29	11	35	100	25	8
16	0.63	16	32	13	41	114	29	9.5
20	1.25	20	41	16	54	127	35	11
24	2.00	24	51	19	64	127	41	13



Regular Nut Eye Bolts G-291

- *Size from 1/4" to 1-1/4"*
- *Hot dipped galvanized*
- *Ultimate load is 5 times of working load limit*

Size (in)	W.L.L.(lbs)	Weight(lbs/100pcs)	Dimension (in)							
			A	B	C	D	E	F	G	H
1/4*2	500	6.00	0.25	0.50	1.00	0.25	0.50	2.00	3.06	0.56
1/4*4	500	13.50	0.25	0.50	1.00	0.25	2.50	4.00	5.06	0.56
5/16*2-1/4	800	18.75	0.31	0.62	1.25	0.31	1.50	2.25	3.56	0.69
5/16*4-1/4	800	25.00	0.31	0.62	1.25	0.31	2.50	4.25	5.56	0.69
3/8*2-1/2	1200	24.23	0.38	0.75	1.50	0.38	1.50	2.50	4.12	0.88
3/8*4-1/2	1200	37.50	0.38	0.75	1.50	0.38	2.50	4.50	6.12	0.88
3/8*6	1200	43.75	0.38	0.75	1.50	0.38	2.50	6.00	7.62	0.88
1/2*3-1/4	2200	50.00	0.50	1.00	2.00	0.50	1.50	3.25	5.38	1.12
1/2*6	2200	62.50	0.50	1.00	2.00	0.50	3.00	6.00	8.12	1.12
1/2*8	2200	75.00	0.50	1.00	2.00	0.50	3.00	8.00	10.12	1.12
1/2*10	2200	88.00	0.50	1.00	2.00	0.50	3.00	10.00	12.12	1.12
1/2*12	2200	100.00	0.50	1.00	2.00	0.50	3.00	12.00	14.12	1.12
5/8*4	3500	101.25	0.62	1.25	2.50	0.62	2.00	4.00	6.69	1.44
5/8*6	3500	120.00	0.62	1.25	2.50	0.62	3.00	6.00	8.69	1.44
5/8*8	3500	131.00	0.62	1.25	2.50	0.62	3.00	8.00	10.69	1.44
5/8*10	3500	162.50	0.62	1.25	2.50	0.62	3.00	10.00	12.69	1.44
5/8*12	3500	175.00	0.62	1.25	2.50	0.62	4.00	12.00	14.69	1.44
3/4*41/2	5200	185.90	0.75	1.50	3.00	0.75	2.00	4.50	7.69	1.69
3/4*6	5200	180.00	0.75	1.50	3.00	0.75	3.00	6.00	9.69	1.69
3/4*8	5200	200.00	0.75	1.50	3.00	0.75	3.00	8.00	11.19	1.69
3/4*10	5200	237.3	0.75	1.50	3.00	0.75	3.00	10.00	13.19	1.69
3/4*12	5200	251.94	0.75	1.50	3.00	0.75	4.00	12.00	15.19	1.69
3/4*15	5200	300.00	0.75	1.50	3.00	0.75	5.00	15.00	18.19	1.69
7/8*5	7200	237.30	0.88	1.75	3.50	0.88	2.50	5.00	8.75	2.00
7/8*8	7200	325.00	0.88	1.75	3.50	0.88	4.00	8.00	11.75	2.00
7/8*12	7200	400.00	0.88	1.75	3.50	0.88	4.00	12.00	15.75	2.00
1*6	10000	425.00	1.00	2.00	4.00	1.00	3.00	6.00	10.31	2.31
1*9	10000	452.00	1.00	2.00	4.00	1.00	4.00	9.00	13.31	2.31
1*12	10000	550.00	1.00	2.00	4.00	1.00	4.00	12.00	16.31	2.31
1*18	10000	650.00	1.00	2.00	4.00	1.00	7.00	18.00	22.31	2.31
1-1/4*8	15200	750.00	1.25	2.50	5.00	1.25	4.00	8.00	13.38	2.88
1-1/4*12	15200	900.00	1.25	2.50	5.00	1.25	4.00	12.00	17.38	2.88
1-1/4*20	15200	1150.00	1.25	2.50	5.00	1.25	6.00	20.00	25.38	2.88

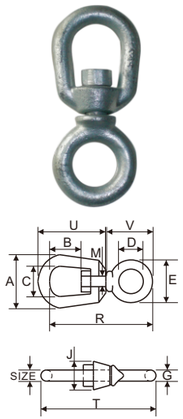

Chain Swivels G-401

- Forged carbon steel
- Quenched & tempered &Hot dipped galvanized
- Ultimate load is 5 times of the working load limit

Size (in)	W.L.L.(lbs)	Weight(kg)	Dimension (in)											
			A	B	C	D	E	G	J	M	R	T	U	V
1/4	850	0.13	1.25	0.69	0.75	0.62	1.12	0.25	0.69	0.31	2.25	2.75	1.69	1.25
5/16	1250	0.25	1.63	0.81	1.00	0.75	1.38	0.31	0.81	0.38	2.72	3.34	2.06	1.47
3/8	2500	0.61	2.00	0.94	1.25	1.00	1.75	0.38	1.00	0.50	3.44	4.19	2.50	1.88
1/2	3600	1.12	2.50	1.31	1.50	1.25	2.25	0.50	1.31	0.63	4.25	5.25	3.19	2.44
5/8	5200	1.75	3.00	1.56	1.75	1.50	2.75	0.62	1.50	0.75	5.13	6.31	3.88	2.94
3/4	7200	3.09	3.50	1.75	2.00	1.75	3.25	0.75	1.88	0.88	5.78	7.22	4.94	3.46

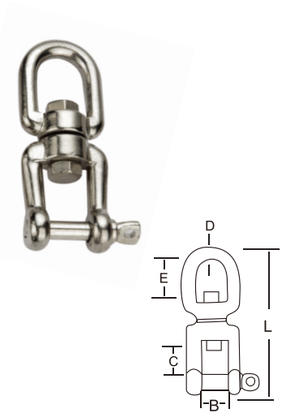

European Type Swivel With Eye and Jaw

- *Forged carbon steel*
- *Quenched & tempered & electric galvanized*
- *Ultimate load is 4 times of the working load limit*

Size (mm)	B.L.(kg)	Dimension (mm)				
		B	C	D	E	L
6	1350	12	11	6	15	66
8	2500	16	16	8	22	94
10	3500	20	22	10	27	118
13	6000	26	28	13	35	152
16	10800	32	37	16	45	188
19	27000	38	45	19	50	229

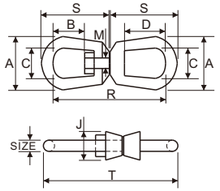

Regular Swivels G-402

- *Forged carbon steel*
- *Quenched & tempered &Hot dipped galvanized*
- *Ultimate load is 5 times of the working load limit*

Size (in)	W.L.L.(lbs)	Weight(kg)	Dimension (in)								
			A	B	C	D	J	M	R	S	T
1/4	850	0.21	1.25	0.69	0.75	1.06	0.69	0.31	2.94	1.69	3.44
5/16	1250	0.39	1.63	0.81	1.00	1.25	0.81	0.38	3.56	2.06	4.19
3/8	2500	0.75	2.00	0.94	1.25	1.50	1.00	0.50	4.31	2.50	5.06
1/2	3600	1.43	2.50	1.31	1.50	2.00	1.31	0.63	5.44	3.19	6.44
5/8	5200	2.50	3.00	1.56	1.75	2.38	1.50	0.75	6.56	3.88	7.81
3/4	7200	4.13	3.50	1.75	2.00	2.63	1.88	0.88	7.19	4.31	8.69
7/8	10000	6.25	4.00	2.06	2.25	3.06	2.13	1.00	8.38	5.00	10.13
1	12500	9.00	4.50	2.31	2.50	3.50	2.38	1.13	9.63	5.75	11.63
1-1/4	18000	16.37	5.63	2.69	3.13	3.69	3.00	1.38	11.13	6.75	13.36
1-1/2	45200	49.06	7.00	4.19	4.00	4.19	4.00	2.25	17.13	10.00	20.13

European Type Swivel With Eye and Eye

- *Forged carbon steel*
- *Quenched & tempered & electric galvanized*
- *Ultimate load is 4 times of the working load limit*

Size (mm)	B.L.(kg)	Dimension (mm)				
		A	B	C	D	L
5	820	23	13	13	5	60
6	1350	27	15	15	6	65
8	2500	36	20	22	8	90
10	3500	44	24	27	10	115
13	6000	58	32	35	13	154
16	10800	71	39	45	16	188
19	16100	80	41	50	19	231
22	22000	91	47	52	22	254
25	27000	113	63	67	25	295

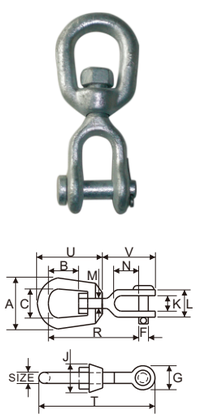

Jaw End Swivels G-403

- *Forged carbon steel*
- *Quenched & tempered &Hot dipped galvanized*
- *Ultimate load is 5 times of the working load limit*

Size (in)	W.L.L.(lbs)	Weight(kg)	Dimension (in)													
			A	B	C	G	J	K	L	M	N	F	R	T	U	V
1/4	850	0.25	1.25	0.69	0.75	0.69	0.69	0.47	1.03	0.31	0.88	0.25	2.63	3.38	1.69	1.69
5/16	1250	0.37	1.63	0.81	1.00	0.81	0.81	0.50	1.13	0.38	0.88	0.31	2.94	3.88	2.06	1.81
3/8	2500	0.70	2.00	0.94	1.25	1.00	1.00	0.63	1.41	0.50	1.06	0.38	3.63	4.75	2.50	2.25
1/2	3600	1.43	2.50	1.31	1.50	1.31	1.31	0.75	1.75	0.63	1.31	0.50	4.50	6.06	3.19	2.88
5/8	5200	2.48	3.00	1.56	1.75	1.63	1.50	0.94	2.06	0.75	1.50	0.63	5.31	7.31	3.88	3.44
3/4	7200	3.88	3.50	1.75	2.00	1.88	1.88	1.13	2.53	0.88	1.75	0.75	6.06	8.31	4.31	4.00
7/8	10000	5.75	4.00	2.06	2.25	2.13	2.13	1.19	2.75	1.00	2.06	0.88	7.00	9.53	5.00	4.53
1	12500	10.25	4.50	2.31	2.50	2.63	2.38	1.75	3.72	1.13	2.81	1.13	8.56	11.69	5.75	5.94
1/4	18000	15.75	5.69	2.69	3.13	3.31	3.00	2.06	4.31	1.38	2.81	1.38	9.44	13.13	6.75	6.38
1/2	45200	54.75	7.00	4.19	4.00	5.63	4.00	2.88	6.00	2.25	4.41	2.25	14.74	20.84	10.00	10.84

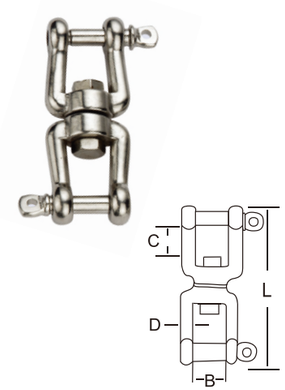

European Type Swivel With Jaw and Jaw

- *Forged carbon steel*
- *Quenched & tempered & electric galvanized*
- *Ultimate load is 4 times of the working load limit*

Size (mm)	B.L.(kg)	Dimension (mm)			
		B	C	D	L
6	1350	12	11	6	66
8	2500	16	16	8	94
10	3500	20	22	10	118
13	6000	26	28	13	152
16	10800	32	37	16	188
19	27000	38	45	19	229